



NSSE 2017

High-Impact Practices

California Baptist University

About Your *High-Impact Practices* Report

Due to their positive associations with student learning and retention, certain undergraduate opportunities are designated "high-impact." High-Impact Practices (HIPs) share several traits: They demand considerable time and effort, facilitate learning outside of the classroom, require meaningful interactions with faculty and students, encourage collaboration with diverse others, and provide frequent and substantive feedback. As a result, participation in these practices can be life-changing (Kuh, 2008). NSSE founding director George Kuh recommends that institutions should aspire for all students to participate in at least two HIPs over the course of their undergraduate experience—one during the first year and one in the context of their major (NSSE, 2007).

NSSE asks students about their participation in the six HIPs shown in the box at right. Unlike most questions on the NSSE survey, the HIP questions are not limited to the current school year. Thus, senior students' responses include participation from prior years.

High-Impact Practices in NSSE

Service-Learning

Courses that included a community-based project

Learning Community

Formal program where groups of students take two or more classes together

Research with Faculty

Work with a faculty member on a research project

Internship or Field Experience

Internship, co-op, field experience, student teaching, or clinical placement

Study Abroad

Culminating Senior Experience

Capstone course, senior project or thesis, comprehensive exam, portfolio, etc.

Report Sections

Participation Comparisons (p. 3)

Displays HIP participation for your students compared with that of students at your comparison group institutions. Two views present insights into your students' HIP

Overall HIP Participation

Displays the percentage of students who participated in one HIP and in two or more HIPs, relative to those at your comparison group institutions.

Statistical Comparisons

Comparisons of participation in each HIP and overall for your students relative to those at comparison group institutions, with tests of significance and effect sizes.

Response Detail (pp. 4-5)

Provides complete response frequencies for the relevant HIP questions for your students and those at your comparison group institutions. First-year results include a summary of their expectations for future HIP participation.

Participation by Student Characteristics (p. 6)

Displays your students' participation in each HIP by selected student characteristics.

Interpreting Comparisons

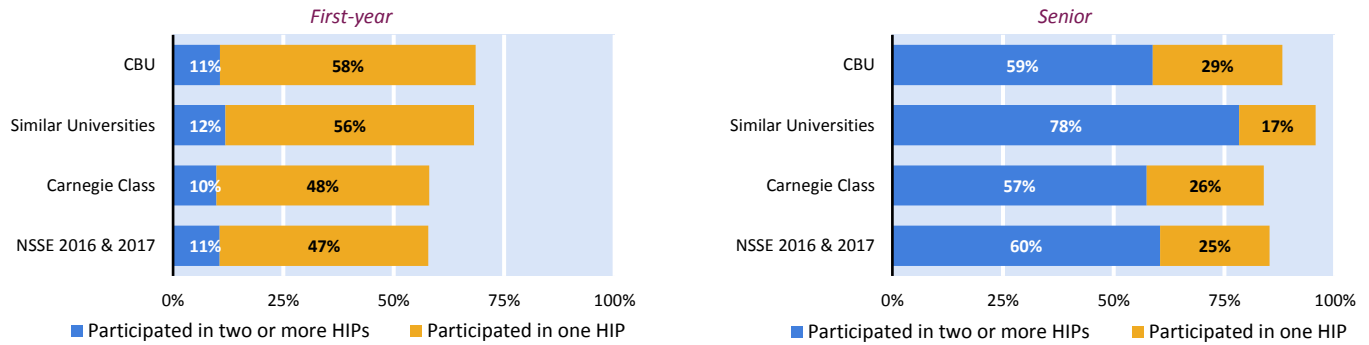
HIP participation varies more among students within an institution than it does between institutions, like many experiences and outcomes in higher education. As a result, focusing attention on overall participation rates amounts to examining the tip of the iceberg. It's equally important to understand how student engagement (including HIP participation) varies *within* your institution. The table on page 6 provides an initial look at how HIP participation varies by selected student characteristics. The Report Builder—Institution Version and your *Major Field Report* (both to be released in the fall) offer further perspectives on internal variation and can help you investigate your students' HIP participation in depth.

Kuh, G. D. (2008). High-impact educational practices: What they are, who has access to them, and why they matter. Washington, DC: Association of American Colleges and Universities. National Survey of Student Engagement (2007). Experiences that matter: Enhancing student learning and success—Annual Report 2007. Bloomington, IN: Indiana University Center for Postsecondary Research.

Rocconi, L., & Gonyea, R. M. (2015, May). Contextualizing student engagement effect sizes: An empirical analysis. Paper presented at the Association for Institutional Research Annual Forum, Denver, CO.

Overall HIP Participation

The figures below display the percentage of students who participated in High-Impact Practices. Both figures include participation in service-learning, a learning community, and research with faculty. The senior figure also includes participation in an internship or field experience, study abroad, and culminating senior experience. The first segment in each bar shows the percentage who participated in at least two HIPs, and the full bar (both colors) represents the percentage who participated in at least one.



Statistical Comparisons

The table below displays the percentage of your students who participated in a given High-Impact Practice, including the percentage who participated overall (at least one, two or more). It also graphs the difference, in percentage points, between your students and those of your comparison groups. Blue bars indicate how much higher your institution's percentage is compared to the comparison group. Dark red bars indicate how much lower your institution's percentage is compared to the comparison group. (Comparison group percentages appear on the following pages.)

Your students' participation compared with:

	CBU	Similar Universities		Carnegie Class		NSSE 2016 & 2017	
	%	Difference ^a	ES ^b	Difference ^a	ES ^b	Difference ^a	ES ^b
First-year							
12. Service-Learning	67	+4	.08	+14	*** .28	+15	*** .31
11c. Learning Community	8	-5	* -.16	-4	-.12	-5	* -.16
11e. Research with Faculty	5	+1	.05	+1	.06	+1	.03
Participated in at least one	69	+0	.01	+11	** .22	+11	** .22
Participated in two or more	11	-1	-.04	+1	.03	+0	.00
Senior							
12. Service-Learning	73	-4	-.09	+10	*** .22	+13	*** .28
11c. Learning Community	23	-6	* -.14	+1	.03	-0	-.01
11e. Research with Faculty	16	-13	*** -.30	-3	-.08	-7	** -.17
11a. Internship or Field Exp.	42	-19	*** -.38	-3	-.05	-7	* -.14
11d. Study Abroad	5	-21	*** -.63	-6	** -.22	-9	*** -.32
11f. Culminating Senior Exp.	47	-18	*** -.37	+3	.06	+2	.04
Participated in at least one	88	-8	*** -.28	+4	* .12	+3	.08
Participated in two or more	59	-20	*** -.43	+1	.03	-2	-.03

a. Percentage point differences (institution – comp. group) rounded to whole numbers. Values less than one may not display a bar and may be shown as +0 or -0.

b. Cohen's *h* (standardized difference between two proportions). Effect sizes indicate the practical importance of observed differences. For service-learning, internships, study abroad, and culminating senior experiences, an ES of about .2 may be considered small, .5 medium, and .8 large. For learning community and research with faculty, an ES of about .1 may be considered small, .3 medium, and .5 large (Rocconi & Gonyea, 2015).

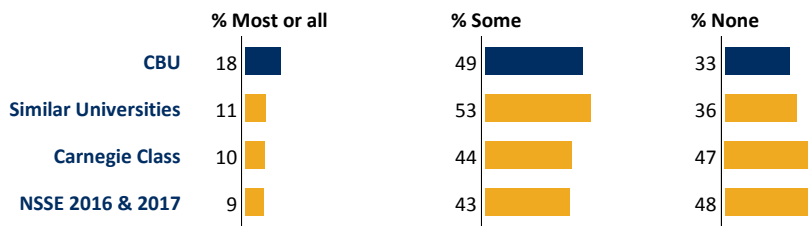
p* < .05, *p* < .01, ****p* < .001 (z-test comparing participation rates).

Note: Participation includes the percentage of students who responded "Done or in progress" except for service-learning which is the percentage who responded that at least "Some" courses included a community-based project. All results weighted by institution-reported sex and enrollment status (and by institution size for comparison groups).

First-Year Students

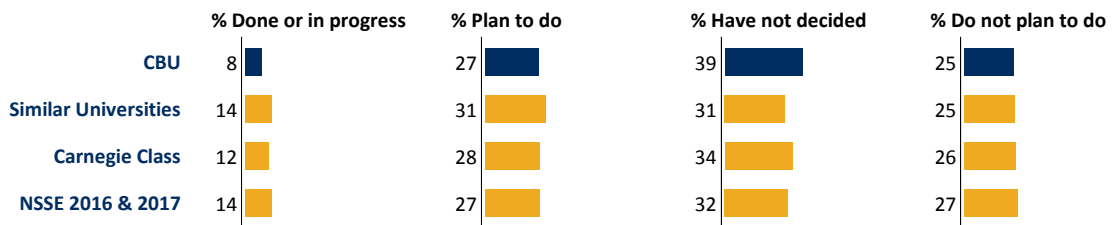
Service-Learning

About how many of your courses at this institution have included a community-based project (service-learning)?



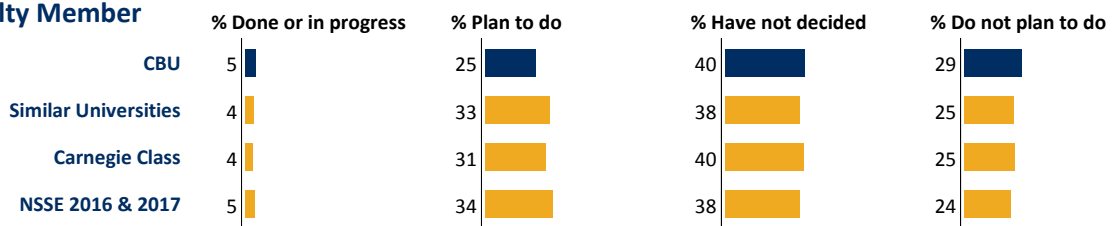
Learning Community

Participate in a learning community or some other formal program where groups of students take two or more classes together.



Research with a Faculty Member

Work with a faculty member on a research project.



Plans to Participate^a

Knowing whether first-year students *plan* to participate in upper-division HIPs can reveal insights about HIP demand, awareness of opportunities, and the clarity of institutional information. These results might also point to topics for additional exploration, such as what contributes to students' expectations, their assumptions about who can participate, or why other students are undecided or have no plans to participate in the activity.

Percentage responding "Plan to do"

Internship or Field Experience

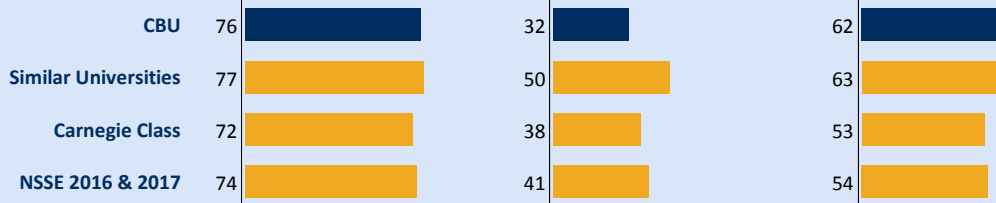
Participate in an internship, co-op, field experience, student teaching, or clinical placement.

Study Abroad

Participate in a study abroad program.

Culminating Senior Experience

Complete a culminating senior experience (capstone course, senior project or thesis, comprehensive exam, portfolio, etc.).



a. Refer to your *Frequencies and Statistical Comparisons* for details on the other response options.

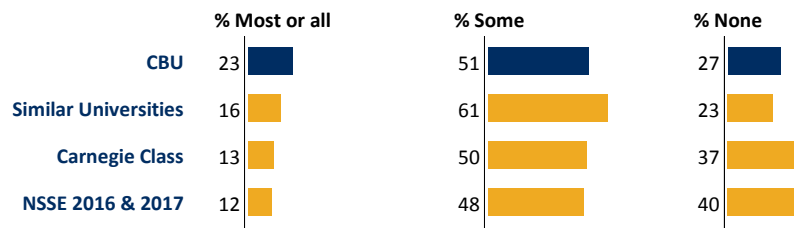
Note: Results weighted by institution-reported sex and enrollment status (and institutional size for comparison groups).



Seniors

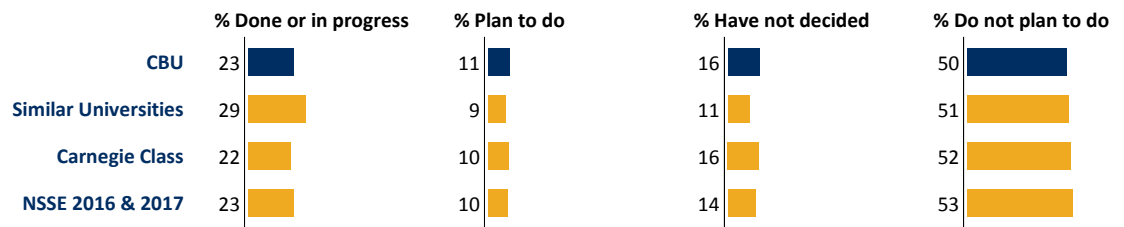
Service-Learning

About how many of your courses at this institution have included a community-based project (service-learning)?



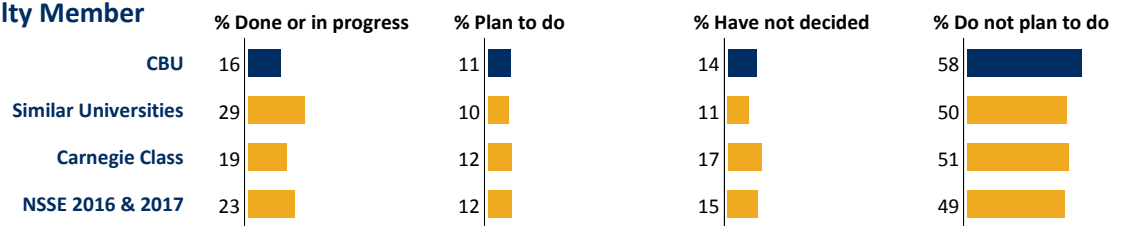
Learning Community

Participate in a learning community or some other formal program where groups of students take two or more classes together.



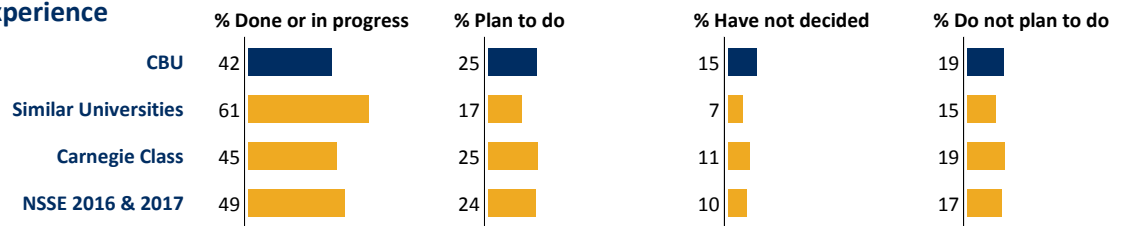
Research with a Faculty Member

Work with a faculty member on a research project.



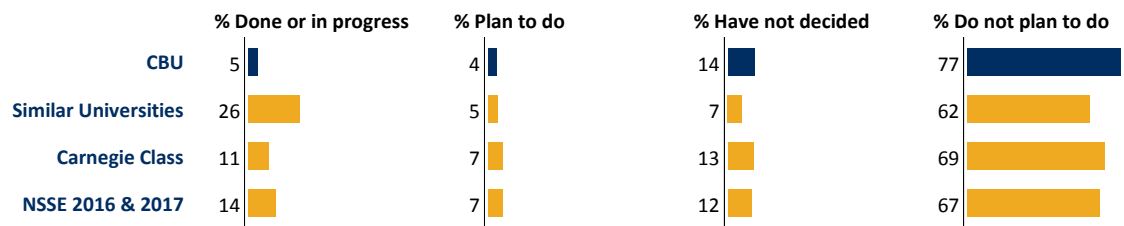
Internship or Field Experience

Participate in an internship, co-op, field experience, student teaching, or clinical placement.



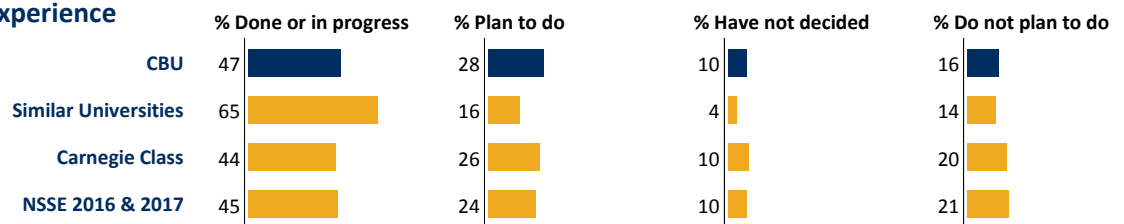
Study Abroad

Participate in a study abroad program.



Culminating Senior Experience

Complete a culminating senior experience (capstone course, senior project or thesis, comprehensive exam, portfolio, etc.).



Note: Results weighted by institution-reported sex and enrollment status (and institutional size for comparison groups).

Participation in High-Impact Practices by Student Characteristics

The table below displays the percentage of your students who participated in each HIP by selected student characteristics. Exam participation rates for different groups offers insight into how engagement varies within your student population.

	<i>First-year</i>			<i>Senior</i>					
	Service-Learning	Learning Community	Research with Faculty	Service-Learning	Learning Community	Research with Faculty	Internship or Field Experience	Study Abroad	Culminating
Sex^a	%	%	%	%	%	%	%	%	%
Female	65	6	3	70	24	14	41	5	45
Male	71	13	9	78	20	20	43	4	49
Race/ethnicity or international^a									
American Indian or Alaska Native	—	—	—	—	—	—	—	—	—
Asian	—	—	—	80	7	20	33	0	47
Black or African American	79	7	7	77	0	14	36	5	64
Hispanic or Latino	64	5	6	73	21	14	37	8	37
Native Hawaiian/Other Pac. Islander	—	—	—	—	—	—	—	—	—
White	65	10	3	73	30	17	48	5	50
Other	—	—	—	—	—	—	—	—	—
Foreign or nonresident alien	—	—	—	—	—	—	—	—	—
Two or more races/ethnicities	93	21	14	81	35	24	41	0	69
Age									
Traditional (FY < 21, Seniors < 25)	70	10	4	79	26	19	55	8	57
Nontraditional (FY 21+, Seniors 25+)	29	5	5	65	21	12	26	2	37
First-generation^b									
Not first-generation	73	13	5	75	27	20	50	6	59
First-generation	58	5	3	71	20	12	34	5	39
Enrollment status^a									
Not full-time	23	8	8	50	8	8	14	0	33
Full-time	70	8	5	77	26	17	47	6	49
Residence									
Not on campus	62	5	7	68	21	14	32	5	39
On campus	67	13	2	87	31	22	68	6	74
Major category^c									
Arts & humanities	61	17	6	72	22	33	28	28	61
Biological sciences, agriculture, natural res.	—	—	—	69	33	31	77	8	54
Physical sciences, math, computer science	—	—	—	—	—	—	—	—	—
Social sciences	54	4	4	55	17	10	24	0	52
Business	63	0	5	55	20	7	25	2	33
Communications, media, public relations	—	—	—	67	33	0	33	0	58
Education	—	—	—	—	—	—	—	—	—
Engineering	89	5	5	93	29	36	64	4	54
Health professions	72	6	11	88	27	13	49	4	43
Social service professions	—	—	—	53	0	13	20	0	43
Undecided/undeclared	—	—	—	—	—	—	—	—	—
Overall	67	8	5	73	23	16	42	5	47

Notes: Percentage of students who responded "Done or in progress" except for service-learning which is the percentage who responded that at least "Some" courses included a community-based project. Percentages are not reported (—) for row categories containing fewer than 10 students. Results are unweighted, except for overall percentages which are weighted by sex and enrollment status.

a. Institution-reported variable.

b. Neither parent holds a bachelor's degree.

c. These are NSSE's default related-major categories, based on first major if more than one was reported. Institution-customized major categories will be included on the *Major Field Report* to be released in the fall. Excludes majors categorized as "all other."

ining

Senior Experience



port,
